

Mixed convection heat transfer for nanofluids in a lid-driven shallow rectangular cavity uniformly heated from below

H. El Harfi¹, M. Naïmi¹, M. Lamsaadi¹, M. Kadiri¹

1. Faculty of Sciences and Technics, Laboratory of Flows and Transfers Modelling (LAMET), B. P. 523, Béni-Mellal, Morocco; E-mails: elharfi.hassan@yahoo.fr; naimima@yahoo.fr; lamsaadima@yahoo.fr; mouradkadiri@usms.ma

Abstract

This paper reports an analytical and numerical study of natural convection in a shallow lid-driven rectangular cavity filled with nanofluids. Neumann boundary conditions for temperature are applied to the horizontal walls of the enclosure, while the two vertical ones are assumed insulated. The governing parameters for the problem are the thermal Richardson number, Ri , the Prandtl number Pr , the aspect ratio of the cavity, A , the Reynolds number, Re , and the solid volume fraction of Cu -nanoparticles Φ . Its has been performed numerically by solving the full governing equations via the finite volume method and the SIMPLER algorithm. In the limit of a shallow enclosure for convection in an infinite layer, analytical solutions for the stream function and temperature are obtained using a parallel flow approximation in the core region of the cavity and an integral form of the energy equation.

Keywords: *nanofluid; mixed convection; heat transfer; lid-driven enclosure; parallel flow; finite volume method.*

1. Introduction

Heat transfer with conventional fluids, such as water and oil, whose thermal conductivity is inherently poor, is limited, which is a crucial problem to challenge. In such a context, Choi (1995), of Argonne National Laboratory, developed the novel concept of nanofluids as a route to improve the performances of heat transfer fluids currently available. This new class of advanced heat transfer fluids is engineered by dispersing solid nanoparticles (metallic, non-metallic or polymeric), smaller than 100 nm in diameter, in base fluids (aqueous or organic host liquids), which confers a large thermal conductivity on these ones and makes them potentially useful in engineering equipments involving heat transfer. Numerous studies, on convection heat transfer, have been conducted, and most of them have dealt with forced convection, indicating that nanoparticle suspensions have unquestionably a great potential for heat transfer enhancement, as reported in a recent paper by Corcione (2010). At the same time, mixed convection has not received either less attention in view of the number of the

related works recently done. Among them, flow and heat transfer problem in lid-driven cavities, which finds applications in industrial processes such as food processing, float glass production (Pilkington, 1969), thermal-hydraulics of nuclear reactors (Ideriah, 1980), dynamics of lakes (Imberger, Hamblin, 1982), crystal growth, flow and heat transfer in solar ponds (Cha and Jaluria, 1984), lubrication technologies (Tiwari and Das, 2007) and so on. The interaction of the shear driven flow due to the lid motion and natural convective flow due to the buoyancy effect is quite complex, which necessitates a comprehensive analysis to understand the physics of the resulting flow and heat transfer process. In this respect, different configurations and combinations of thermal and dynamical boundary conditions have been considered and analyzed by some investigators. The present paper focuses attention on such a problem within a two-dimensional shallow rectangular enclosure, filled with Cu -water nanofluids, whose short vertical sides are submitted to uniform heat fluxes while the long horizontal ones are maintained adiabatic with the top moving in the opposite direction to the heat flux. A numerical solution of the full governing equations is obtained via a finite volume method. An analytical one, based on the parallel flow approximation, is also proposed. The results are presented, in terms of streamlines, isotherms, stream function and temperature profiles and heat transfer rates, and discussed for various values of the dimensionless parameters, controlling the problem, which are the Reynolds, Re , and Richardson, Ri , numbers, and the solid volume fraction of nanoparticles, Φ .

2. Mathematical formulation

The studied configuration is sketched in Fig. 1. It is a shallow rectangular enclosure of height H' and length L' , filled with Cu -water nanofluids. The long horizontal walls are submitted to a uniform density of heat flux, q' , while the vertical walls are adiabatic.

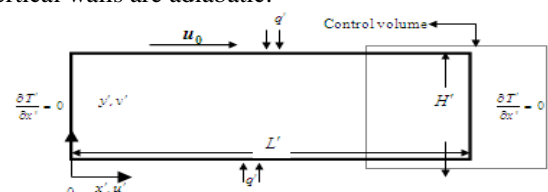


Fig. 1: Geometry and coordinates system

The dimensionless governing equations and the corresponding boundary conditions are:

$$\frac{\partial u}{\partial x} + \frac{\partial v}{\partial y} = 0 \quad (1)$$

$$\frac{\partial u}{\partial t} + u \frac{\partial u}{\partial x} + v \frac{\partial u}{\partial y} = -\frac{1}{\bar{\rho}} \frac{\partial P}{\partial x} + \frac{\bar{\nu}}{Re} \left(\frac{\partial^2 u}{\partial x^2} + \frac{\partial^2 u}{\partial y^2} \right) \quad (2)$$

$$\frac{\partial v}{\partial t} + u \frac{\partial v}{\partial x} + v \frac{\partial v}{\partial y} = -\frac{1}{\bar{\rho}} \frac{\partial P}{\partial y} + \frac{\bar{\nu}}{Re} \left(\frac{\partial^2 v}{\partial x^2} + \frac{\partial^2 v}{\partial y^2} \right) + \frac{\bar{\beta}}{\bar{\rho}} Ri T \quad (3)$$

$$\frac{\partial T}{\partial t} + u \frac{\partial T}{\partial x} + v \frac{\partial T}{\partial y} = \frac{\bar{\alpha}}{Pe} \left(\frac{\partial^2 T}{\partial x^2} + \frac{\partial^2 T}{\partial y^2} \right) \quad (4)$$

$$u = v = \frac{\partial T}{\partial x} = 0 \text{ for } x = 0 \text{ and } A$$

$$u = v = \frac{\partial T}{\partial y} + \frac{1}{k} = 0 \text{ for } y = 0$$

$$u - 1 = v = \frac{\partial T}{\partial y} + \frac{1}{k} = 0 \text{ for } y = 1$$

The local heat transfer, through the nanofluid-filled cavity, can be expressed in terms of the local Nusselt number defined as

$$Nu(x) = \frac{hL'}{k_f} = \frac{q' H'}{\Delta T' k_f} = \frac{\Delta T^*}{\Delta T'} = \frac{1}{\Delta T}$$

3. Numerics

The dimensionless governing equations have been solved by using a finite volume method and SIMPLER algorithm in a staggered uniform grid system (Patankar, 1980). The convergence has been considered as reached when $\sum_{i,j} |f_{i,j}^{k+1} - f_{i,j}^k| < 10^{-5} \sum_{i,j} |f_{i,j}^{k+1}|$, where $f_{i,j}^k$ stands for the value of u, v, p or T at the k^{th} iteration level and grid location (i, j) in the plane (x, y) .

4. Approximate parallel flow analytical solution

As can be seen from Figs. 4-1, displaying streamlines (left) and isotherms (right), the flow and temperature fields exhibit a parallel aspect and a linear Stratification, respectively, in the most part of the cavity, for $A=14$ and various values of Re, Ri and Φ .

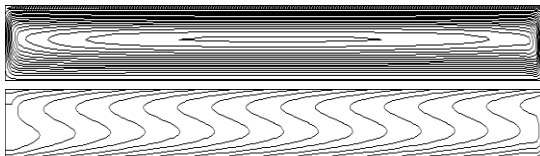


Fig. 2: Streamlines and isotherms, for $\phi = 0.2$, $Re = 10$ and $Ri = 5 \cdot 10^3$

Figs. 2 Streamlines (top) and isotherms (low) for $A=12$,

$Re = 10$ and $Ri = 10^3$ various values of Φ

Accordingly, the following simplifications

$$u(x,y) = u(y) \quad , \quad v(x,y) = 0 \quad , \quad \psi(x,y) = \psi(y) \quad \text{and}$$

$$T(x,y) = C(x - A/2) + \theta(y)$$

Where C is unknown constant temperature gradient in the x -direction.

The ordinary non-dimensional governing equations:

$$\frac{d^3 u}{dy^3} = \bar{\alpha} \Omega Re Ri \frac{\partial T}{\partial x} = \bar{\alpha} \Omega Re Ri C$$

$$\frac{\bar{\alpha}}{Pe} \frac{d^2 \theta}{dy^2} = Cu$$

$$u - 1 = \frac{d\theta}{dy} + \frac{1}{k_{nf}} = 0 \text{ for } y = 0 \text{ and } 1$$

$$\int_0^1 u(y) dy = 0 \quad \int_0^1 \theta(y) dy = 0 \text{ as boundary, return flow and}$$

mean temperature conditions, respectively.

Using such an approach, the solution of Equations:

$$u(y) = \frac{\bar{\alpha}}{12} \Omega Re Ri C (2y^3 - 3y^2 + y) + (3y^2 - 2y)$$

$$\theta(y) = \frac{1}{12} \Omega Ra C^2 \left(\frac{y^5}{10} - \frac{y^4}{4} + \frac{y^3}{6} - \frac{1}{120} \right) + \frac{Pe C}{\bar{\alpha}} \left(\frac{y^4}{4} - \frac{y^3}{3} + \frac{1}{30} \right) + \frac{1}{k_{nf}} \left(\frac{1}{2} - y \right)$$

$$\psi(y) = \frac{\bar{\alpha}}{12} \Omega Re Ri C \left(\frac{y^4}{2} - y^3 + \frac{y^2}{2} \right) + (y^3 - y^2)$$

$$\text{Where } \Omega = \frac{\bar{\beta}}{\bar{\rho} \bar{\alpha} \bar{\nu}}$$

On the other hand, according to Bejan (1983), the energy balance in x -direction is:

$$\int_0^1 -\frac{\partial T}{\partial x} dy + \frac{Pe}{\bar{\alpha}} \int_0^1 u T dy = 0$$

In particular, in the parallel flow region and with the application of Eq. (18), Eq. (37) becomes

$$-C + \frac{Pe}{\bar{\alpha}} \int_0^1 u \theta dy = 0$$

Which, when substituted to Eqs. (34) and (35), gives the following transcendental equation:

$$\frac{Pe}{12\alpha k} + \left(1 + \frac{Pe^2}{105\bar{\alpha}^2} - \frac{Ra}{720\alpha k} \right) C - \frac{\Omega Pe Ra}{3360\bar{\alpha}} C^2 + \frac{\Omega^2 Ra^2}{362880} C^3 = 0$$

Whose solution, via Newton-Raphson method, for given Pe, Ra and Φ , leads to C .

The Nusselt number is constant and can be expressed as:

$$Nu = \bar{Nu} = \left(-\frac{\Omega Ra C^2}{720} + \frac{Re Pr C}{12\alpha} + \frac{1}{k_{nf}} \right)^{-1}$$

5. Results and discussion

With boundary conditions of Neumann kind the flow and thermal fields, and thermo-convective characteristics

become parallel, stratified and independent on the enclosure aspect ratio, A , respectively, when this parameter tends to be large enough. In our situation, this occurs with $A=8$ in the limit of the explored values of Re ($0.1 \leq Re \leq 10$), Ri ($10 \leq Ri \leq 10^3$) and Φ ($0 \leq \Phi \leq 0.2$), and $Pr=7$ (water based mixtures). Consequently, the mixed convection flow developed within the enclosure is governed only by four dimensionless parameters, namely, Re , Ri and Φ .

For analysis the problem, the flow intensity (top), ψ_c , and heat transfer rate (bottom), \overline{Nu} , are reported, against Ri , in Figs. 3 and 4, for each Re and various Φ . It is easy to observe that exhibits in general two tendencies, whose expanse depends on Re and Φ .

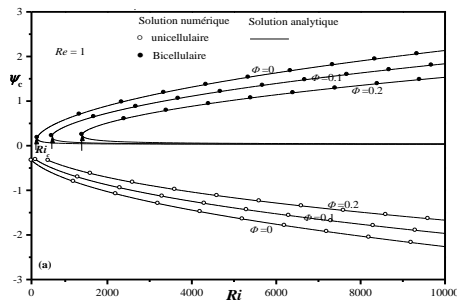


Fig. 3: Variations with Ri of ψ_c for $Re = 1$ and various values of ϕ .

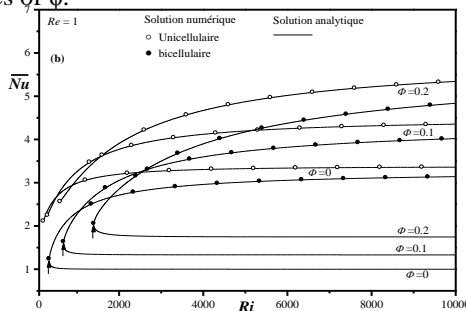


Fig. 4: Variations with Ri of \overline{Nu} for $Re = 1$ and various values of ϕ .

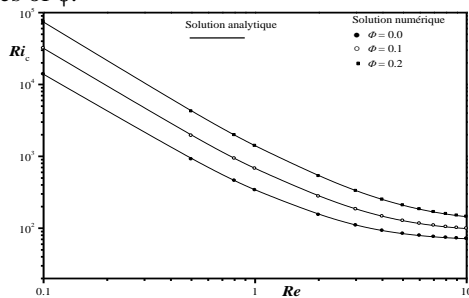


Fig. 5: Onset of the Rayleigh-Bénard convection

It is easy to observe that in fig.3 exhibits in general two distinct stable convective regimes, unicellular, and bicellular, where the quantity $|\psi_c|$ increases with Ri , for Φ and Re fixed. With regard \overline{Nu} , (see fig.4) to increase the number of Richardson is generally associated with an increase in the rate of heat transfer due to the shear flow. In Fig. 5, is an illustration of the evolution of the critical Richardson number, corresponding to the occurrence of

Rayleigh-Bénard convection in the presence of the forced one as a function of Re , for different values of Φ . It seems to decrease with Re to reach an asymptotic value depending on Φ .

Conclusion:

The study of mixed convection Rayleigh-Benard, caused by the imposition of a heat flux on the lower wall of a horizontal rectangular cavity confining a nanofluid was treated numerically and analytically. The full partial differential equations, governing the problem, have been solved numerically using a finite volume method. The computations, which have been limited to Cu-water mixtures, with $Pr=7$, have been carried out with governing parameters, Re , Ri and Φ , varying, respectively, in the ranges $0.1 \leq Re \leq 10$, $1 \leq Ri \leq 10^5$ and $0 \leq \Phi \leq 0.2$. Analytical solution is derived on the basis of a parallel flow assumption in the core region of the enclosure. The main findings of such an investigation can be summarized as follows:

- In the limit of the selected values of the governing parameters, analytical results, agree very well with the numerical ones, which validates mutually both the corresponding approaches.
- Flow and temperature fields are strongly depend on the Richardson number, measuring the relative importance of both lid and buoyancy-driven effects.
- Increase the number of Richardson is generally associated with an increase in the rate of heat transfer due to the shear flow and an increase in the intensity of flow.
- The addition of Cu-nanoparticles in pure water leads to an improvement of heat transfer by convection and to a deterioration of the intensity of the flow.

References

- [1] W. Yu, D.M. France, S.U.S. Choi, J.L. Routbort, *Review and assessment of nanofluid technology for transportation and other applications*, Energy systems division, Argonne national laboratory, ANL/ESD/07-9, (2007).
- [2] M. Corcione, *Heat transfer features of buoyancy-driven nanofluids inside rectangular enclosures differentially heated at the sidewalls*, International Journal of Thermal Sciences, vol. 49 (2010) pp. 1536-1546.
- [3] M. Lamsaadi, M. Naimi, M. Hasnaoui, *Natural convection heat transfer in shallow horizontal rectangular enclosures uniformly heated from the side and filled with non-Newtonian power law fluids*, Energy conversion and Management, vol. 47 (2006) pp. 2535-2551.
- [4] S. Patankar, *Numerical heat transfer and fluid flow*. Hemisphere, Washington DC, (1980).
- [5] A. Bejan, *The boundary layer regime in a porous layer with uniform heat flux from side*. Int. Heat Mass Transfer, vol. 26 (1983) pp. 1339-1346.